

I) Axe de symétrie


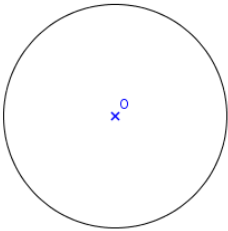
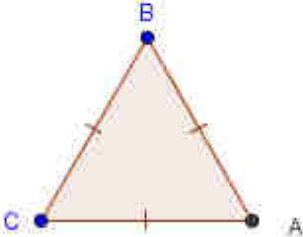
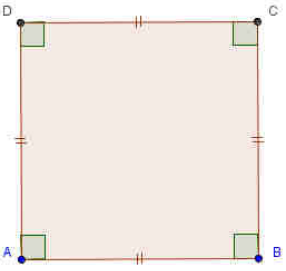
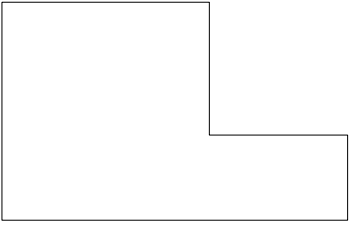



1. Définition

.....

.....

2. Application

Tracer si cela est possible, l'axe de symétrie des 8 figures suivantes :

<p>1</p> 	<p>2</p> 
<p>3</p> 	<p>4</p> 
<p>5</p> 	<p>6</p> 
<p>7</p> 	<p>8</p> 

II) Construction de la bissectrice au compas

